

# Theta Digital

## Casablanca III Owners Manual Addendum for Six Shooter

The Six Shooter is an external preamp/analog switcher that allows the 6 analog output channels of an SACD or DVDA player to integrate with the Casablanca III. There are 3 inputs and one output on the Six Shooter. The first two inputs are designed to receive 6 channels of analog SACD or DVDA signal. The third input receives the first 6 output channels from the Casablanca III (L/R/C/LS/RS/S1). The output of the Six Shooter is connected to the amplifier inputs.

The first two inputs of the Six Shooter contain high-quality analog volume controls. The volume for these two inputs is controlled by the Casablanca III. Volume for the third input (first 6 channels of the Casablanca III) is done in the Casablanca.

To install the Six Shooter, select the appropriate **INPUT SELECT** button on the Casablanca III, then press **SETUP\INP\A-D\A-D\6**. Using the **LEVEL UP\DOWN** buttons, select the correct Six Shooter input for this **INPUT SELECT** button. When the Six Shooter is installed, each **INPUT SELECT** button must have a value of either **1** (Input #1 of the Six Shooter), **2** (Input #2 of the Six Shooter), or **3** (Casablanca III pass-through for all signals processed by the Casablanca III).

- 1** will route the Six Shooter's # 1 source to the amplifiers.
- 2** will route the Six Shooter's # 2 source to the amplifiers.
- 3** will route the Casablanca III directly to the amplifiers.

Next, for each **INPUT SELECT** button set to either **1** or **2**, go to the Audio Source menu (**SET-UP\INP\A-D\SOURCE**) and set all 6 jacks to **6SHOT**.

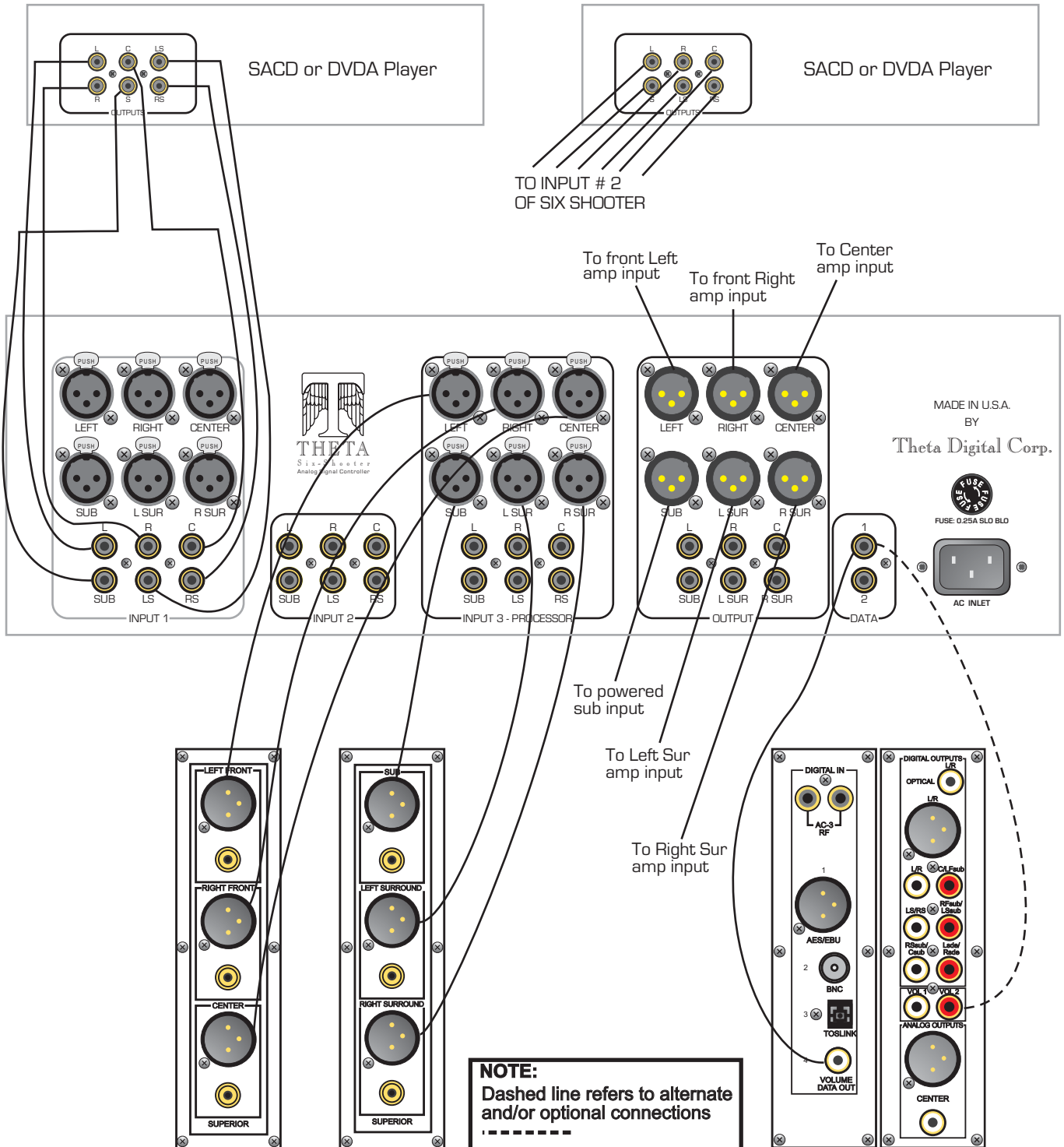
Press **SET-UP** 3 times to return to the **INPUT SELECT** menu.

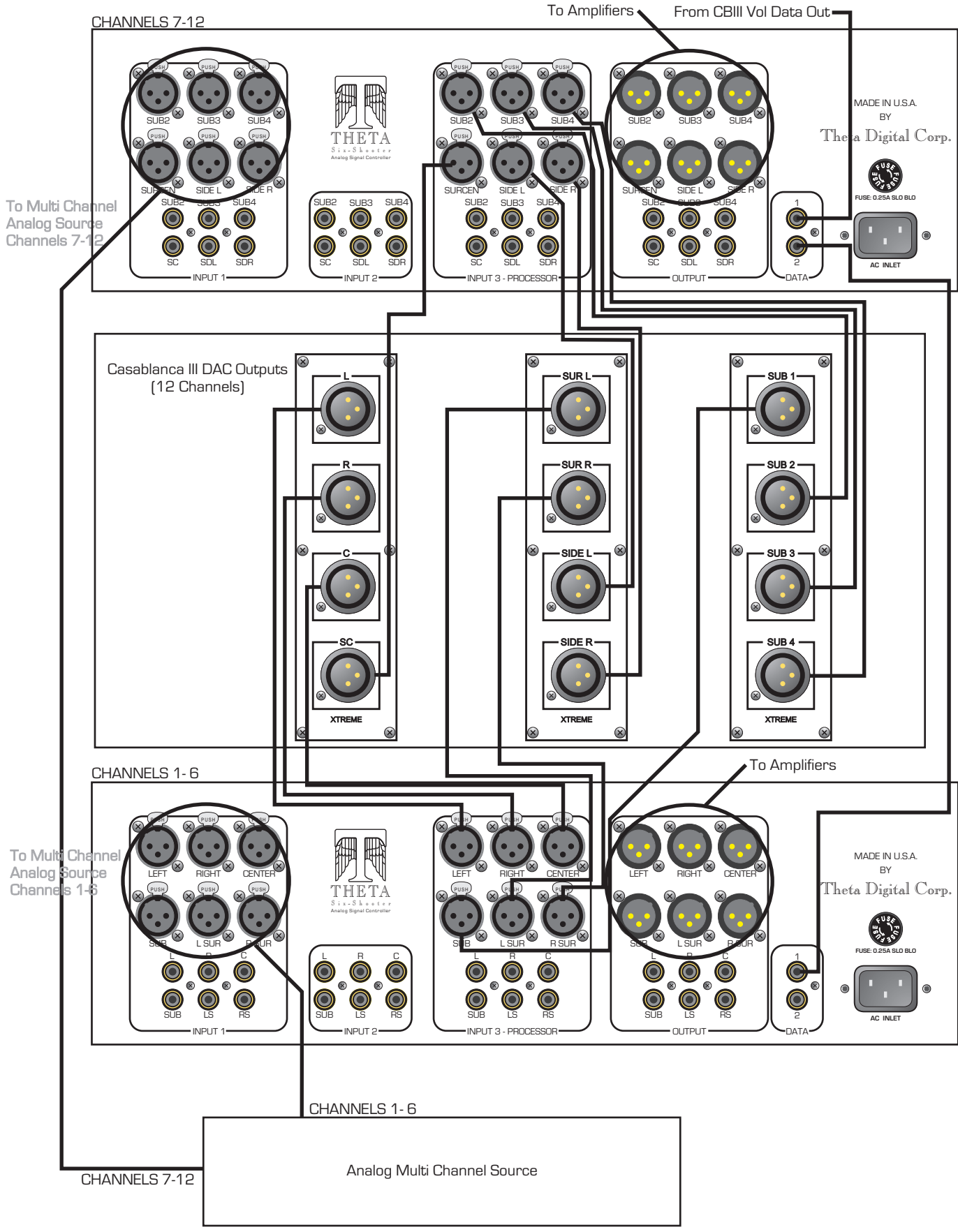
Please refer to the Six Shooter wiring diagram on the following page.

# THETA DIGITAL

## Casablanca III

### Six Shooter Wiring Diagram





# THETA DIGITAL

## Six Shooter Specifications

### Inputs:

**Analog:** 30 (on 3 input channels):  
 Input 1: 6 coaxial (RCA), 6 balanced (XLR).  
 Input 2: 6 coaxial  
 Input 3 (Pass through): 6 coaxial (RCA), 6 balanced (XLR)  
 Input Impedance – Single-Ended: 10K  
 Input Impedance – Balanced: 10K  
**Digital:** 2: Volume Control data.

### Outputs:

**Analog:** 12 (2/channel): 6 coaxial (RCA), 6 balanced (XLR)  
 Output Impedance – Single-Ended: 10 ohms.  
 Output Impedance – Balanced: 20 ohms.

A signal inserted in the single-ended input is output through the balanced output and visa versa.

**Maximum Gain:** 6dB (Single-Ended and Balanced)

### Frequency response:

**THD:** >110

**THD+Noise:** >100

**Dynamic Range:**

**Signal to Noise Ratio:**

**Crosstalk:** >120dB

**Volume control:** Theta proprietary switched resistor network in the analog domain for inputs 1 & 2.

**Power Requirements:** 117 or 230 VAC, 50-60 Hz, XX watts.

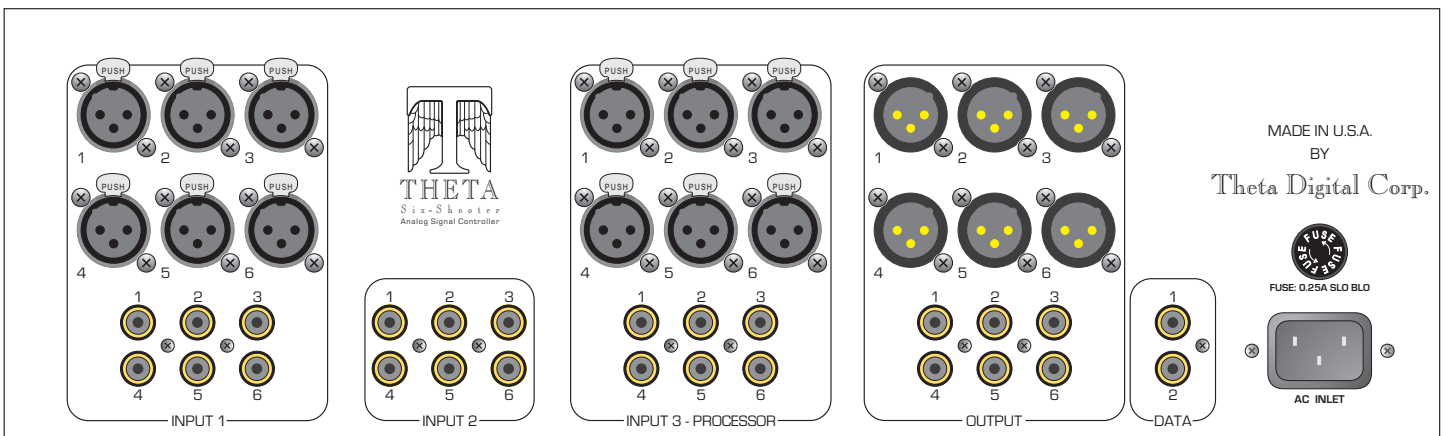
**Dimensions:** 17 3/16 "W x 7 1/4"D x 5 5/8"H (436.6 x 184.2 x 142.9 mm).

**Weight:** 11.7 Lbs (5.3 Kg) Stand alone, 14 Lbs (6.4 Kg) Boxed with accessories.

### Environment:

Operating Temperature: 32 to 95 F (0 to 35 C).  
 Storage Temperature: -22 to 167 F (-30 to 75 C).  
 Relative Humidity: 95% maximum without condensation.

**Block Diagram:** On next page



# THETA DIGITAL

## Six Shooter Specifications

